



Compact MCBs

Series EPC 60

EN/IEC 60898-1	6000
	3
EN/IEC 60947-2	10kA ⁽¹⁾

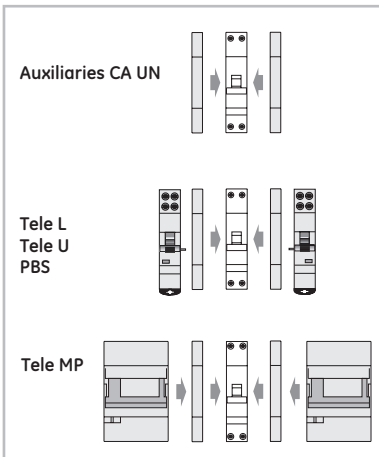
Applications



Approvals / Marking



Add-on devices



When coupling an add-on device (Tele L, Tele U, PBS, Tele MP) to the MCB, an universal CA UN auxiliary has to be coupled first as interface.

Performances

Thermal setting In	(A) 2-40 ⁽²⁾
Rated voltage AC Un	(V) 240/415
Minimum operating voltage U _{Bmin}	(V) 12
Tripping characteristics	B-C
Selectivity class	3
Mechanical/electrical endurance	20000/10000 ⁽³⁾
Tropicalisation acc. to EN/IEC 60068-2	55°C at 95% RH
Terminal capacity flexible/rigid cable	(mm ²) 10-16 ⁽⁴⁾
Poles	2, 3, 4
Weight/mod	(g) 160

Short-circuit capacity

AC acc. to EN/IEC 60898-1

Poles	V	I _{cn} /I _{cs} (kA)
2P	240/415	6
3P	240/415	6
4P	240/415	6

AC acc. to EN/IEC 60947-2

Poles	V	I _{cu} (kA)
2P	240/415	10
3P	240/415	6
4P	240/415	6






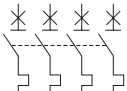
(1) 6kA at 415V
 (2) 32A, 3P and 4P
 (3) 8000 for 32A
 (4) Also accepting (2x4mm²) or (1x4mm²)+(1x6mm²)

Auxiliary contacts ● pg C.6

Busbars ● pg E.2
 Dimensions ● pg A.82



Series EPC 60 - 6kA - characteristics B-C

	In (A)	B		C		Pack.	
		Cat. No.	Ref. No.	Cat. No.	Ref. No.		
 <p>2P 1 mod.</p> <p>1/2 3/4</p>  <p>2/1 4/3</p>	2	EPC 62 B02	692635	EPC 62 C02	692554	12	
	4	EPC 62 B04	692636	EPC 62 C04	692555	12	
	6	EPC 62 B06	692637	EPC 62 C06	692556	12	
	10	EPC 62 B10	692638	EPC 62 C10	692557	12	
	16	EPC 62 B16	692639	EPC 62 C16	692558	12	
	20	EPC 62 B20	692640	EPC 62 C20	692559	12	
	25	EPC 62 B25	692641	EPC 62 C25	692560	12	
	32	EPC 62 B32	692642	EPC 62 C32	692561	12	
	40	EPC 62 B40	692643	EPC 62 C40	692562	12	
	 <p>3P 2 mod.</p> <p>1/2 3/4 5/6</p>  <p>2/1 4/3 6/5</p>	2	EPC 63 B02	692644 ⁽¹⁾	EPC 63 C02	692563 ⁽¹⁾	6
		4	EPC 63 B04	692645 ⁽¹⁾	EPC 63 C04	692564 ⁽¹⁾	6
6		EPC 63 B06	692646 ⁽¹⁾	EPC 63 C06	692565 ⁽¹⁾	6	
10		EPC 63 B10	692647 ⁽¹⁾	EPC 63 C10	692566 ⁽¹⁾	6	
16		EPC 63 B16	692648 ⁽¹⁾	EPC 63 C16	692567 ⁽¹⁾	6	
20		EPC 63 B20	692649 ⁽¹⁾	EPC 63 C20	692568 ⁽¹⁾	6	
25		EPC 63 B25	692650 ⁽¹⁾	EPC 63 C25	692569 ⁽¹⁾	6	
32 ⁽²⁾		EPC 63 B32	692651 ⁽¹⁾	EPC 63 C32	692570 ⁽¹⁾	6	
 <p>4P 2 mod.</p> <p>1/2 3/4 5/6 7/8</p>  <p>2/1 4/3 6/5 8/7</p>		2	EPC 64 B02	692653	EPC 64 C02	692572	6
		4	EPC 64 B04	692654	EPC 64 C04	692573	6
		6	EPC 64 B06	692655	EPC 64 C06	692574	6
	10	EPC 64 B10	692656	EPC 64 C10	692575	6	
	16	EPC 64 B16	692657	EPC 64 C16	692576	6	
	20	EPC 64 B20	692658	EPC 64 C20	692577	6	
	25	EPC 64 B25	692659	EPC 64 C25	692578	6	
	32	EPC 64 B32	692660	EPC 64 C32	692579	6	

(1) The auxiliary contact CA UN must be placed only on the left side of the 3P MCBs